


## CTS Imaging and CTS Imaging/Exposure Systems



M&R's i-Image series of computer-to-screen (CTS) imaging and imaging-exposure systems are the most popular and versatile line of CTS machines in the industry. All i-Image Series systems use specially-formulated, water-based UV-blocking ink and advanced high-resolution CTS inkjet printer technology to quickly generate opaque images on emulsion-coated screens. CTS images are superior to traditional film positives by delivering greater detail and smoother halftone transitions. i-Image Series systems eliminate the need for costly film positives, as well as the space and labor required to store and retrieve them. Because the image information is digital, it's easy to store and quick to retrieve.

All i-Image models are fully integrated with M&R's Tri-Sync™ system to deliver exact image placement from screen to screen, dramatically reducing screen processing and press setup times. The innovative i-Image Tri-Sync system visually displays when the screen frame is properly loaded, and only then will allow the imaging process to begin. The corresponding Tri-Sync on-press pallet also displays visual confirmation of correct screen placement—ensuring the fastest, most accurate screen setups possible.

## FEATURES

- All i-Image models are fully integrated with M&R's Tri-Sync™ system to deliver exact image placement
- i-Image S, i-Image ST & i-Image K generate computer-to-screen images for subsequent exposure on standalone exposure units
- i-Image XE and i-Image KX expose emulsion with a scanning UV LED light source
- All i-Image models come complete with computer system, proprietary RIP software, and Tri-Sync pallet

Find more information and where to buy at: [www.mrprint.com](http://www.mrprint.com)

## i-Image S™ Computer-to-Screen (CTS) Imaging System

The single-printhead i-Image S is ideal for smaller shops where throughput and price point are key considerations. It's the best solution for screen printers who need a frame size of 66 x 91 cm (26" x 36") or less, and process fewer than 100 screens per 8-hour shift. Without on-board exposing, the price point is kept to a minimum, allowing customers to use their existing standalone exposure units. This can actually help to increase throughput by getting the imaged screen off the printer faster, allowing the operator to quickly load and image the next screen. The i-Image S is designed to fit through an 81 cm (32") doorway, and comes complete with computer, monitor, and proprietary software that gives operators complete control of all print parameters.



i-IMAGE S™

## i-Image ST™ Computer-to-Screen (CTS) Imaging System

The i-Image ST is available in two sizes, with maximum frame sizes of 66 x 91 cm (26" x 36") or 66 x 109 cm (26" x 43"). Both ST models support either one, two or three printhead configurations. The ST produces screens incredibly fast, while off-unit exposing allows customers to use their existing standalone exposure units. This can actually help to increase throughput by getting the imaged screen off the printer faster, allowing the operator to quickly load and image the next screen. The i-Image ST is designed to fit through an 81 cm (32") doorway, and comes complete with a computer, monitor, and proprietary software that gives operators complete control of all print parameters.



i-IMAGE ST™

## i-Image STE I™ Computer-to-Screen (CTS) Imaging-Exposure System

The i-Image STE I is M&R's high-speed imaging-exposure system. It is available in two sizes, with maximum frame sizes of 66 x 91 cm (26" x 36") or 66 x 109 cm (26" x 43"). Both models support either one, two or three printhead configurations. Imaging and exposure are amazingly fast—one-printhead i-Image STE I systems can image and expose up to 150 screens per 8-hour shift; two-printhead models can image and expose up to 300 screens per shift; and three-printhead models can generate and expose full-size images in less than a minute. The i-Image STE I is designed to fit through an 81 cm (32") doorway, and comes complete with a computer, monitor, and proprietary software that gives operators complete control of all print parameters.



i-IMAGE STE I™

## i-Image K™ and KX™ Computer-to-Screen (CTS) Imaging and Imaging-Exposure Systems


The large format i-Image KX supports a 83 x 121 cm (33" x 48") frame size and dramatically reduces the time and effort required to prepare imaged screens by combining CTS imaging and UV LED screen exposure in one machine. A shuttling gantry design minimizes floor space, while a wide, single printhead provides fast imaging speeds and tremendous detail that is superior to traditional film positive-processed screens. After imaging, KX models scan the imaged screen with a high-output UV LED array to expose the emulsion, which produces screens that can be taken directly to washout. i-Image K has all the imaging features and capabilities of i-Image KX without the exposure capability. The i-Image K and KX are designed to fit through a 185 cm (73") doorway, and come complete with a computer, monitor, and proprietary software that gives operators complete control of all print parameters.



i-IMAGE KX™

## i-Image XE™ Computer-to-Screen (CTS) Imaging-Exposure System

The i-Image XE is M&R's oversize CTS system. It's ideal for imaging and exposing oversize screens for textile screen printing as well as for imaging and exposing multiple textile screens simultaneously. It's also suitable for some graphics applications. Maximum screen size is 152 x 152 cm (60" x 60") and maximum image area is 132 x 132 cm (52" x 52").




i-IMAGE XE™

Patents Pending

## Tri-SYNC™ for Computer-to-Screen (CTS) Imaging Systems

M&R's Tri-Sync System ensures that every CTS-generated screen is precisely pre-registered by way of conductive contact points that illuminate the print button when all contact points are engaged, alerting the operator that it is safe to image the screen. The included on-press Tri-Sync pallet offers similar conductive contact points that illuminate small LED lights that notify the operator the screen is engaged correctly and is safe to lock into place. Visual confirmation takes the guesswork out of correct screen placement, and ensures the most accurate imaging and the fastest on-press screen setups possible.




Registration points on all i-Image Series models precisely match the stop points on original Tri-Loc™ and new Tri-Sync pallets for incredibly fast registration

\*Approximate number of screens the model is capable of printing in an 8-hour shift. Your results may vary.



# The Digital Screen Room

Fast, high-quality screen printing starts with high-quality screens, and M&R's Digital Screen Room concept is dedicated to dramatically reducing screen production time while making substantial improvements to image quality and consistency.




**1** Coat Screens with **Uni-Kote™**  
Automatic Screen Coating Machine



**2** Image & Expose Screens with **i-Image STE I**  
CTS Imaging & Exposure System



**3** Rinse Exposed Screens with **Eco-Rinse™**  
Automatic Screen Rinsing System



**4** Register Screens with **Tri-Sync™**  
Screen Registration System

i-IMAGE S	i-Image S
Electrical Requirements <sup>1,2,3</sup>	208/230 V, 1 ph, 5 A, 50/60 Hz, 1.15 kW
Industrial Printheads	1
Maximum Image Area <sup>4</sup>	53 x 68 cm (21" x 27")
Maximum Screen Frame Profile	4.1 cm (1.63")
Maximum Screen Frame Size	66 x 91 cm (26" x 36")
Overall Size (H x W x D)	127 x 152 x 168 cm (50" x 60" x 66")
Screens Per Shift <sup>5</sup>	100
Shipping Weight	408 kg (900 lb)

i-IMAGE K & KX	i-Image K	i-Image KX
Electrical Requirements <sup>1,2</sup>	208/230 V, 1 ph, 3 A, 50/60 Hz, 0.66 kW	208/230 V, 1 ph, 20 A, 50/60 Hz, 4.6 kW
Industrial Printheads	Single only	Single only
Maximum Image Area	71 x 99 cm (28" x 39")	71 x 99 cm (28" x 39")
Maximum Screen Frame Profile	4.1 cm (1.63")	4.1 cm (1.63")
Maximum Screen Frame Size	83 x 121 cm (33" x 48")	83 x 121 cm (33" x 48")
Overall Size	145 x 213 x 264 cm (57" x 84" x 104")	145 x 213 x 264 cm (57" x 84" x 104")
Max Screens Per Shift <sup>5</sup>	23"x31" Screen-500/33"x48" Screen-200	23"x31" Screen-500/33"x48" Screen-200
Shipping Weight	567 kg (1250 lb)	590 kg (1300 lb)

i-IMAGE XE	i-Image XE
Electrical Requirements <sup>1,2,3</sup>	208/230 V, 1 ph, 20 A, 50/60 Hz, 4.6 kW
Industrial Printheads	3
Maximum Image Area	132 x 132 cm (52" x 52")
Maximum Screen Frame Profile	7.5 cm (3")
Maximum Screen Frame Size	152 x 152 cm (60" x 60")
Overall Size	127 x 221 x 321 cm (50" x 87" x 126.5")
Overall Size: Control Unit (H x W x D)	132 x 62 x 62 cm (52" x 24.5" x 24.5")
Shipping Weight	1605 kg (3538 lb)

i-IMAGE ST & STE I	i-Image ST & STE I 36-1	i-Image ST & STE I 36-2	i-Image ST & STE I 36-3	i-Image ST & STE I 43-1	i-Image ST & STE I 43-2	i-Image ST & STE I 43-3
Electrical Requirements (ST) <sup>1,2,3</sup>	208/230 V, 1 ph, 5 A, 50/60 Hz, 1.2 kW	208/230 V, 1 ph, 5 A, 50/60 Hz, 1.2 kW	208/230 V, 1 ph, 5 A, 50/60 Hz, 1.2 kW	208/230 V, 1 ph, 5 A, 50/60 Hz, 1.2 kW	208/230 V, 1 ph, 5 A, 50/60 Hz, 1.2 kW	208/230 V, 1 ph, 5 A, 50/60 Hz, 1.2 kW
Electrical Requirements (STE I) <sup>1,2,3</sup>	208/230 V, 1 ph, 8.5 A, 50/60 Hz, 1.9 kW	208/230 V, 1 ph, 8.5 A, 50/60 Hz, 1.9 kW	208/230 V, 1 ph, 8.5 A, 50/60 Hz, 1.9 kW	208/230 V, 1 ph, 8.5 A, 50/60 Hz, 1.9 kW	208/230 V, 1 ph, 8.5 A, 50/60 Hz, 1.9 kW	208/230 V, 1 ph, 8.5 A, 50/60 Hz, 1.9 kW
Industrial Printheads	1	2	3	1	2	3
Maximum Image Area <sup>4</sup>	53 x 68 cm (21" x 27")	53 x 68 cm (21" x 27")	53 x 68 cm (21" x 27")	53 x 86 cm (21" x 34")	53 x 86 cm (21" x 34")	53 x 86 cm (21" x 34")
Maximum Screen Frame Profile	4.1 cm (1.63")	4.1 cm (1.63")	4.1 cm (1.63")	4.1 cm (1.63")	4.1 cm (1.63")	4.1 cm (1.63")
Maximum Screen Frame Size	66 x 91 cm (26" x 36")	66 x 91 cm (26" x 36")	66 x 91 cm (26" x 36")	66 x 109 cm (26" x 43")	66 x 109 cm (26" x 43")	66 x 109 cm (26" x 43")
Overall Size (H x W x D) (ST)	125 x 142 x 213 cm (49" x 56" x 84")	125 x 142 x 213 cm (49" x 56" x 84")	125 x 142 x 213 cm (49" x 56" x 84")	125 x 142 x 254 cm (49" x 56" x 100")	125 x 142 x 254 cm (49" x 56" x 100")	125 x 142 x 254 cm (49" x 56" x 100")
Overall Size (H x W x D) (STE I)	125 x 142 x 254 cm (49" x 56" x 100")	125 x 142 x 254 cm (49" x 56" x 100")	125 x 142 x 254 cm (49" x 56" x 100")	125 x 142 x 287 cm (49" x 56" x 113")	125 x 142 x 287 cm (49" x 56" x 113")	125 x 142 x 287 cm (49" x 56" x 113")
Screens per Shift <sup>5</sup>	150	300	400	150	300	400
Shipping Weight (ST)	612 kg (1350 lb)	612 kg (1350 lb)	612 kg (1350 lb)	635 kg (1400 lb)	635 kg (1400 lb)	635 kg (1400 lb)
Shipping Weight (STE I)	635 kg (1400 lb)	635 kg (1400 lb)	635 kg (1400 lb)	658 kg (1450 lb)	658 kg (1450 lb)	658 kg (1450 lb)

<sup>1</sup> If incoming voltage differs from the voltage(s) listed in this brochure, calculate amperage accordingly. Other electrical configurations are available. Contact The M&R Companies for details.

<sup>2</sup> An uninterruptible power supply (UPS) should be used to protect electrical components

<sup>3</sup> 110 V electrical configuration is optionally available

<sup>4</sup> When printed on a 66 x 91 cm (26" x 36") screen frame on i-Image S, i-Image ST & i-Image STE I 36 models or when printed on a 66 x 109 cm (26" x 43") screen frame on i-Image ST & STE I 43 models

<sup>5</sup> Approximate number of screens the model is capable of printing in an 8-hour shift. Your results may vary.

**M&R Sales and Service, Inc.** 440 Medinah Road, Roselle, Illinois 60172-2329 USA **www.mrprint.com**  
**USA: 800-736-6431 / 630-858-6101 • Outside USA: +1-847-967-4461 • FAX: 630-858-6134**

M&R Printing Equipment, Inc. and its subsidiaries (hereinafter M&R), believe the information in this advertisement to be accurate at publication, though it does not purport to list all manufacturing and specification variations, nor does it assume liability resulting from incompleteness or inaccuracy. M&R reserves the right to change specifications without notice. M&R expressly disclaims any liability for damages, consequential or incidental, from purchase, installation, servicing, and/or use of any product/service based upon information herein. No warranties of merchantability or fitness for a particular purpose are made or are to be implied from the information herein. No information herein may be reproduced or used in any manner without the prior, express written consent of M&R in each case. Copyright 2019 M&R Printing Equipment, Inc. All rights reserved. 20190528P